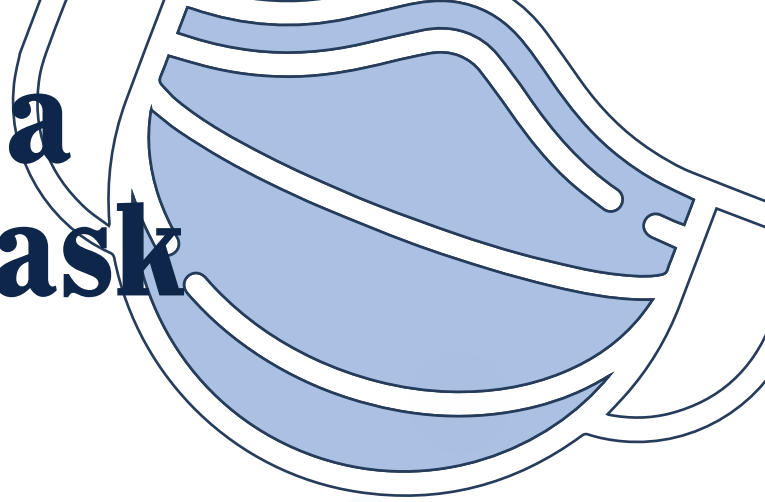



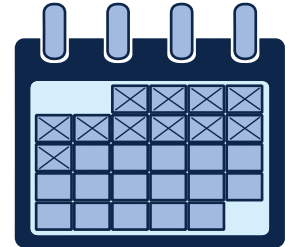

# How to Wash a Cloth Face Mask



1.

## Wash it daily.

Masks should be washed after each use. If you or your personal care attendant uses the mask, remember to wash it each time.



2.

## Washing Machine:

A cloth mask can be washed in a washing machine. Regular laundry detergent should work well. Use the hottest setting available.

3.


## Be careful how you dry.

If your mask has elastic ear loops, you should air dry so that these loops do not get damaged. If your mask has cloth ties, it can be dried on a regular cycle in the dryer.



Virginia Board for  
People with Disabilities


# How to Wash a Cloth Face Mask



4.

## Hand-washing:

You can hand-wash a cloth face mask. First, wet the mask and rub it with soap until it lathers. Soak the mask in hot water and soap for 30 minutes to kill all germs. Second, rinse, and air dry on a clean surface.



5.

## Consider buying a spare mask.

A mask should be washed every time it is worn. So it is helpful to have one-two spares to use.

6.

## Can I wash a paper mask?

Paper masks are difficult to wash and clean. After a paper mask is used, it should be put in the trash and a new mask used.

